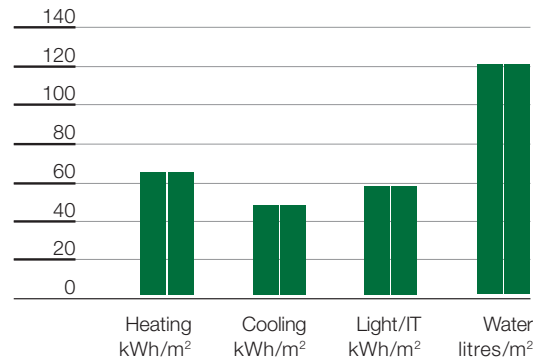


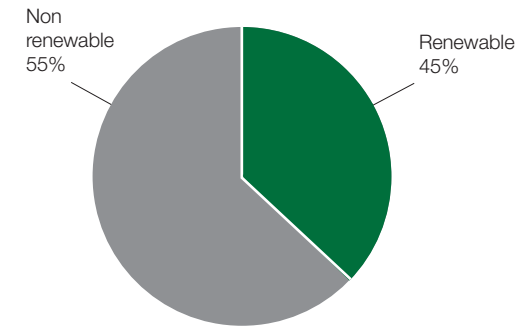
Consumption of the 4 properties with Energy Monitoring System (EMS)

Relative consumption for energy and water



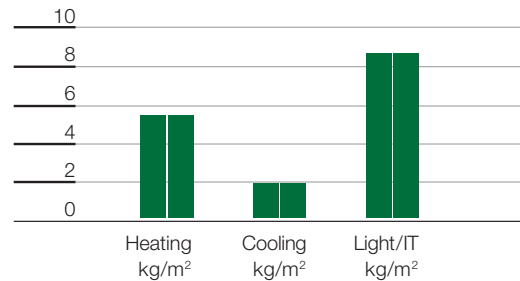
Absolut energy consumption: **4 103 115 kWh**
 Absolut water consumption: **2 895 200 litres**

Share of renewable energy



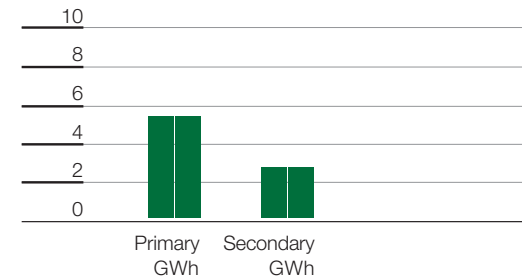
Share of renewable energy: **45%**

Relative CO₂ emissions



Absolut CO₂ emissions: **389 000 kg**

Absolut consumption of primary and secondary energy



1 GWh = 1 000 000 kWh
 Average primary energy factor: **2.1**